

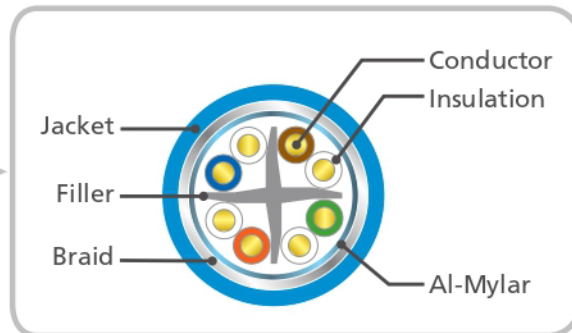
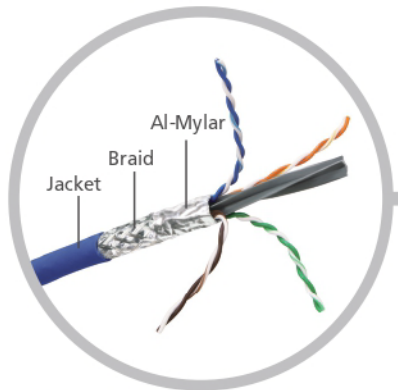

# HDBaseT SF/UTP CAT 6 Cable

## 2L-2910

- The 2L-2910 is a twisted pair cable engineered for optimum signal transmission at resolutions up to 4K including digital and analogue data, audio, and video applications. The cable supports sweep frequency up to 400 MHz and has been verified to meet performance requirements set by the HDBaseT Alliance.

The 2L-2910 supports long distance connections while safeguarding transmission quality. The outer metal layer and the braid protect signal transmissions from electromagnetic interference and reduce the impact caused by electrical noise.

The 2L-2910 utilizes SF/UTP design with four unshielded 23 AWG twisted pair conductors. Among the four unshielded twisted pair conductors, there is one cross filler to reduce cross talk. Most importantly, the cable meets the requirements set by ANSI/TIA-568-C.2 (2009) ensuring high performance in electrical transmission.



## Features

- Optimized for multiple distributions including HD video, audio, Ethernet, power and control
- Certified to meet performance requirements set by HDBaseT Alliance
- Supports sweep frequency up to 400 MHz
- Supports up to 4K data transmission
- Conductor material: 23 AWG bare copper
- Outer shielded material: Al Mylar tape
- Braid wire: tinned copper
- Flame test UL 1685 (CM rated), RoHS compliant
- Compatible with ATEN HDBaseT extenders and splitters.
- Regulatory:
  - PoE: IEEE 802.3af (PoE)/ IEEE 802. 3at (PoE+)
  - Electrical Transmission: ANSI/TIA-568-C.2 (2009), ISO/IEC 11801 (Edition 2.2), IEC 61156-5 (Edition 2.1)
  - Material and Construction: UL 444, CSA 22.2 NO.214

## Electrical Performance

Frequency (MHz)	IL Max. dB/100m	NEXT Min. dB/100m	PS.NEXT Min. dB/100m	ACR Min. dB/100m	PS.ACR Min. dB/100m	ACRF Min. dB/100m	PS.ACRF Min. dB/100m	RL Min. dB/100m	Propagation Delay Max. ns/100m	Delay Skew Max. ns/100m
1	2.03	74.30	72.30	72.28	70.28	67.80	64.80	20.00	570.00	45.00
4	3.78	65.27	63.27	61.49	59.49	55.76	52.76	23.01	552.00	
8	5.32	60.75	58.75	55.43	53.43	49.74	46.74	24.52	546.73	
10	5.95	59.30	57.30	53.35	51.35	47.80	44.80	25.00	545.38	
16	7.55	56.24	53.24	48.68	46.68	43.72	40.72	25.00	543.00	
20	8.47	54.78	52.78	46.31	44.31	41.78	38.78	25.00	542.05	
25	9.51	53.33	51.33	43.83	41.83	39.84	36.84	24.32	541.20	
31.25	10.67	51.88	49.88	41.20	39.20	37.90	34.90	23.64	540.44	
62.5	15.38	47.36	45.36	31.98	29.98	31.88	29.88	21.54	538.55	
100	19.80	44.30	42.30	24.50	22.50	27.80	24.80	20.11	537.60	
150	24.71	41.66	39.66	16.95	14.95	24.28	21.28	18.87	536.94	
200	28.98	39.78	47.78	10.80	8.80	21.78	18.78	18.00	536.55	
250	32.85	38.33	36.33	5.48	3.48	19.84	16.84	17.32	536.28	
300	36.43	37.14	35.14	0.72	N.A	18.26	15.26	16.77	536.08	
350	39.79	36.14	34.14	N.A	N.A	16.92	13.92	16.30	535.92	
400	42.97	35.27	33.27	N.A	N.A	15.76	12.76	15.89	535.80	

Values above 250MHz are for information only.

## Specifications

Function	2L-2910
<b>Cable Type</b>	Cat 6 SF / UTP
<b>Conductor</b>	
Size	23 AWG
Construction	Solid Bare copper
Number of Pairs	4
<b>Shield</b>	
Material	Al Mylar tape
Coverage	100% Coverage and mylar side facing out
<b>Insulation</b>	
Material	Polyolefin
Color codes	Blue x White/Blue stripe; Orange x White/Orange stripe; Green x White/Green stripe; Brown x White/Brown stripe
<b>Filler</b>	Polyolefin (PO)
<b>Braid</b>	Tinned Copper
<b>Jacketed</b>	
Material	Polyvinyl chloride (PVC)
Average Thickness	0.5 mm +/- 0.05mm
Diameter	7.4 ± 0.20 mm
Color	Blue
<b>Electrical</b>	
Dc Resistance Unbalance	≤ 5%
Conductor Resistance	≤ 9.38 Ω / 100m
Dielectric strength	1.5 KV ac for 2 s
Insulation resistance	≥ 5000 MΩ•km
Mutual Capacitance	≤ 5.6 nF / 100m
Pair-To-Ground Capacitance Unbalance	≤ 330 pF / 100m
Ac Leakage Current Through Overall Jacket	≤ 10mA (1.5KV AC)
Spark Test	2.5 KV DC
Minimum bending radius	≥ 4 times of overall diameter
<b>Delay Skew</b>	45.00 Max.ns / 100m
<b>Environmental</b>	
Temperature (Operating / Storage)	-20° to 60° C
<b>Physical Properties</b>	
Weight	17.57 kg
<b>Cable Length</b>	305m / 1000ft